



NON – TEACHING STAFF FEEDBACK ANALYSIS

The feedback was collected using an online google form (form link given below).

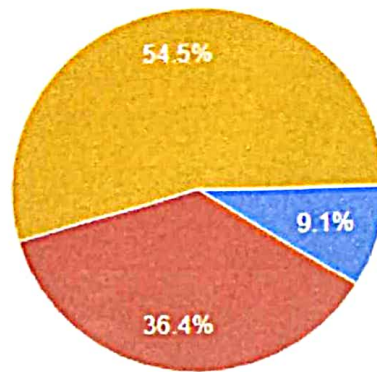
<https://forms.glc/cg9VZT3CaXZZPEGm7>

11 Non- teaching staff participated in giving the feedback based on the following parameters.

1. **Office organization-** 9.1% respondents responded as excellent, 36.4% as very good and 54.5% as good.
2. **Distribution of workload-**18.2% respondents responded as excellent, 27.3% as very good, 45.5% as good and 9.1% as average.
3. **Office managing tools and resources-**9.1% respondents responded as excellent, 27.3% as very good and 63.6% as good.
4. **Management and Administration-**18.2% respondents responded as excellent, 36.4% as very good and 45.5% as good.
5. **Faculty support-** 9.1% respondents responded as excellent, 45.5% as very good, 18.2% as good and 27.3% as average.
6. **Canteen facilities-**27.3% respondents responded as very good, 45.5% as good and 27.3% as average.
7. **Office room and ambience-**36.4% respondents responded as very good and 63.6% as good.
8. **Staff –Student’s relationship-**9.1% respondents responded as excellent, 45.5% as very good and 45.5% as good.
9. **College progression-**18.2% respondents responded as excellent, 36.4% as very good and 45.5% as good.

1. Office organization

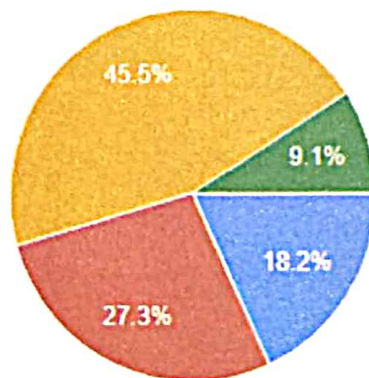
11 responses



- Excellent
- Very good
- Good
- Average
- Poor

2. Distribution of workload

11 responses

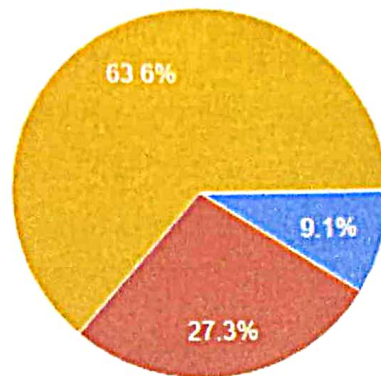


- Excellent
- Very good
- Good
- Average
- Poor



3. Office managing tools and resources

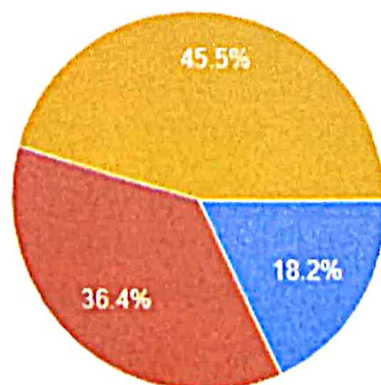
11 responses



- Excellent
- Very good
- Good
- Average
- Poor

4. Management and administration

11 responses

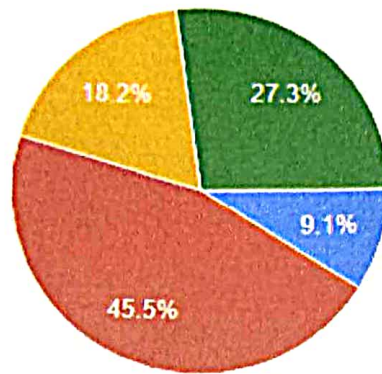


- Excellent
- Very good
- Good
- Average
- Poor



5. Faculty support

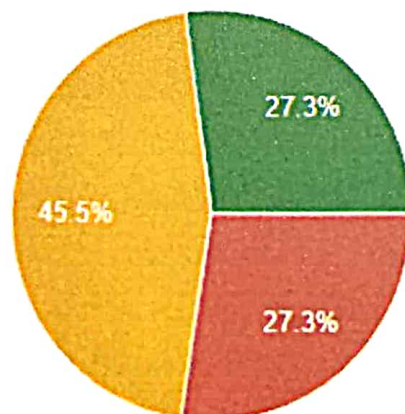
11 responses



- Excellent
- Very good
- Good
- Average
- Poor

6. Canteen facilities

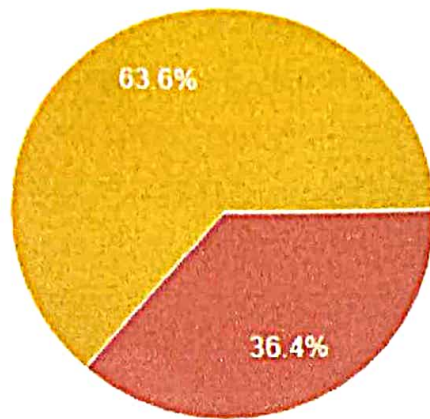
11 responses



- Excellent
- Very good
- Good
- Average
- Poor

7. Office room and ambience

11 responses

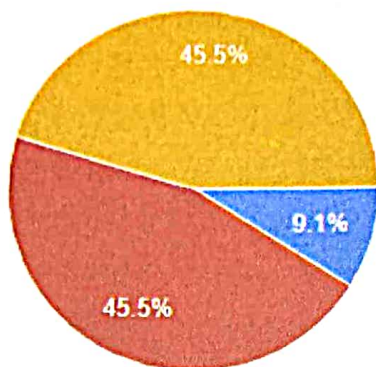


- Excellent
- Very good
- Good
- Average
- Poor



8. Staff-students relationship

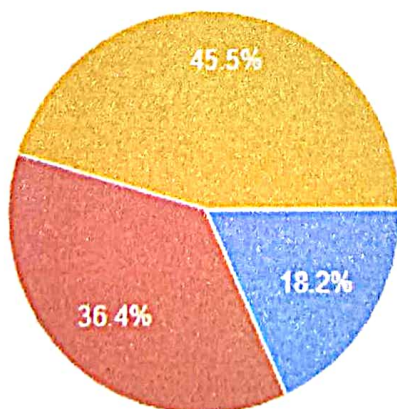
11 responses



- Excellent
- Very good
- Good
- Average
- Poor

9. College progression

11 responses



- Excellent
- Very good
- Good
- Average
- Poor

[Signature]
Co-Ordinator
IQAC
Ri Bhoi College Nongpoh
Meghalaya