



TEACHING STAFF FEEDBACK ANALYSIS

. The feedback was collected using an online google form (form link given below).

<https://forms.gle/bkcEL5wYdfUyprT7>

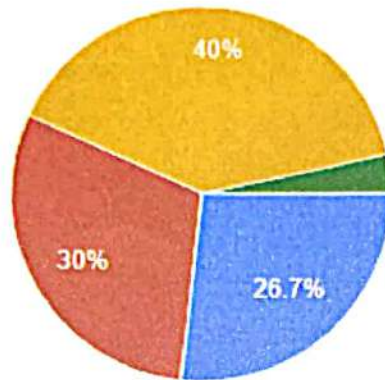
30 teaching staff participated in giving the feedback based on the following parameters.

1. **Academic standards:** 26.7% respondents responded as excellent, 30% as very good and 40% as good.
2. **Distribution of workload:** 26.7% respondents responded as excellent, 23.3% as very good and 43.3% as good.
3. **Teaching and learning resources:** 23.3% respondents responded as excellent, 26.7% as very good, 43.3% as good.
4. **Faculty support:** 20% respondents responded as excellent, 46.7% as very good, 20% as good and 10% as average.
5. **Canteen facilities:** 16.7% respondents responded as very good, 16.7% as good and 56.7% as average and 10% as poor.
6. **Departmental rooms:** 13.3% respondents responded as excellent, 26.7% as very good, 40% as good and 20 % as average.



1. Academic timetable

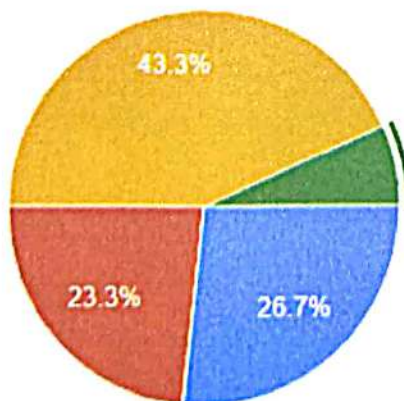
30 responses




- Excellent
- Very good
- Good
- Average
- Poor

2. Distribution of workload

30 responses



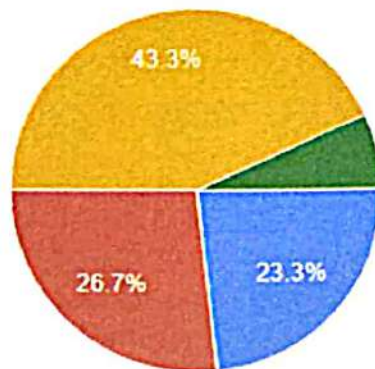
- Excellent
- Very good
- Good
- Average
- Poor


Co-ordinator
IQAC
Ri Bhoi College Nongpoh
Meghalaya



3. Teaching and learning resources

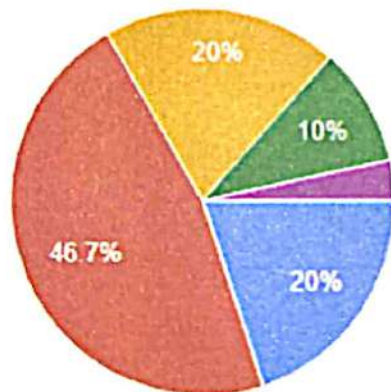
30 responses



- Excellent
- Very good
- Good
- Average
- Poor

5. Faculty support

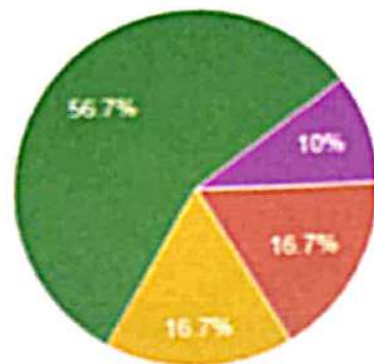
30 responses



- Excellent
- Very good
- Good
- Average
- Poor

6. Canteen facilities

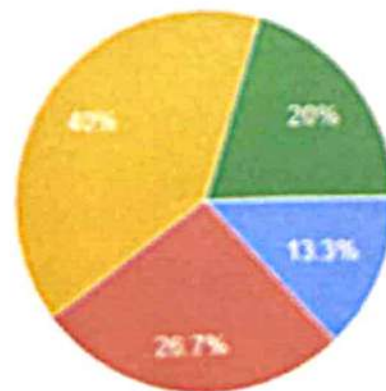
30 responses



- Excellent
- Very good
- Good
- Average
- Poor

7. Departmental rooms

30 responses



- Excellent
- Very good
- Good
- Average
- Poor